

CALIFORNIA NEVADA ARIZONA UTAH



I-15 MOBILITY ALLIANCE

WORKSHOP #3: FREIGHT

August 18, 2022



TODAY'S AGENDA

- ❖ Welcome and Introductory Remarks
- ❖ Featured Speakers

Coastal Freight



Joel Perler

Marketing Manager –
Economic Development,
Port of Long Beach

Inland Ports



Jack Hedge

President of the Utah
Inland Port Authority

Rail Freight



Jon Panzer

Senior Vice President of
Intermodal Excellence,
Union Pacific Railroad

Freight Logistics



Nicholas Trujillo

Walmart Transportation
Safety Manager,
Walmart

- ❖ Freight Round Table



WELCOME
from

Kevin Verre

Multimodal Planning Program
Development Chief,
Nevada Department of
Transportation



I-15 MOBILITY ALLIANCE OVERVIEW

- ❖ Began in 2007 with a coalition of western state DOTs (AZ, CA, NV, UT)
- ❖ Developing long-range plan to address current and future mobility needs



I-15 MOBILITY ALLIANCE OVERVIEW

❖ Partners include:

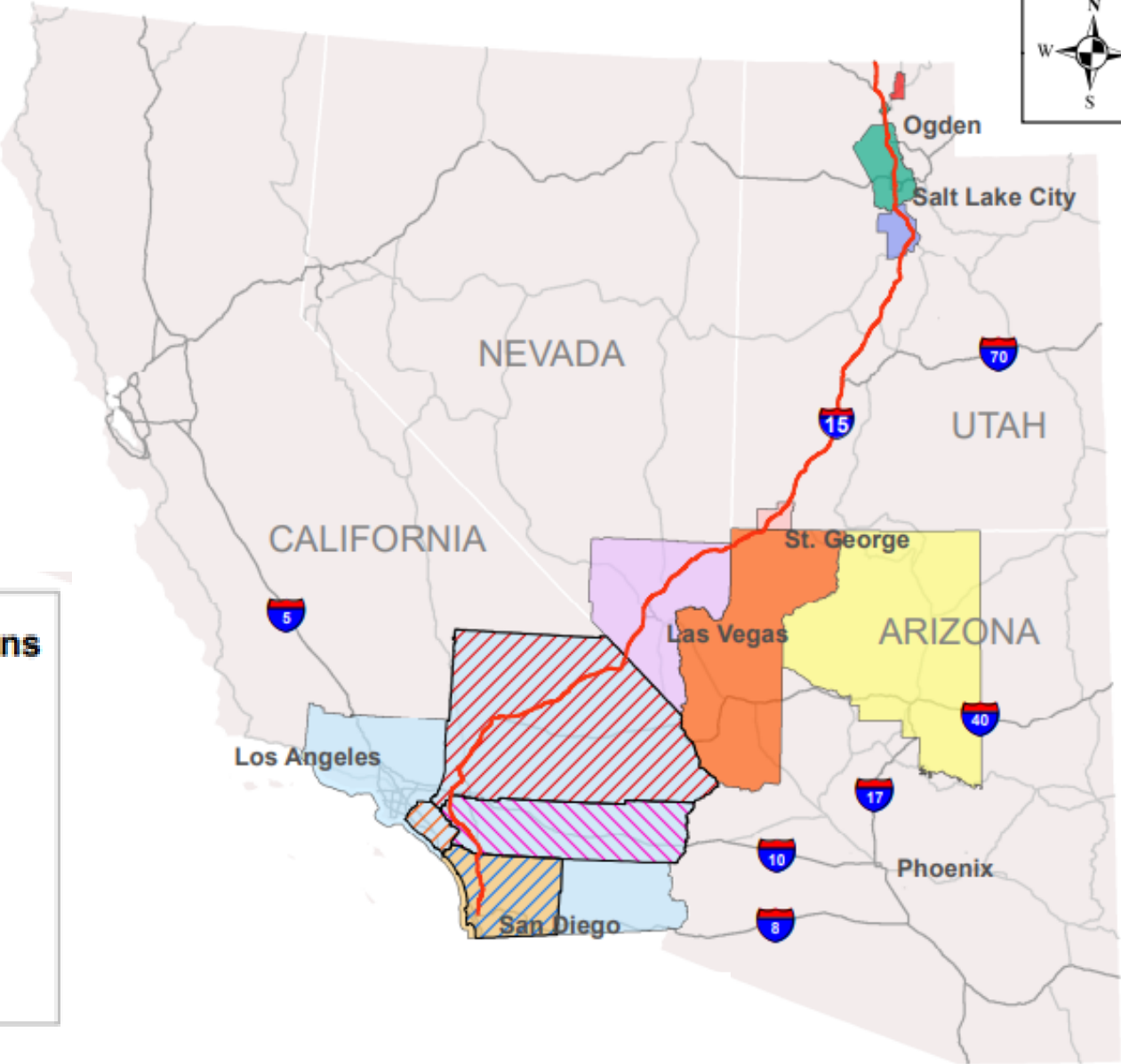
- State DOTs
- MPOs/Transportation Agencies
- Transit Agencies
- Cities and Counties
- Resource Agencies
- Private Industry
- Non-Profit Organizations
- Academics
- Economic Development/
Commerce



I-15 Metropolitan Planning Organization (MPO) PARTNERS



Legend		Metropolitan Planning Organizations			
	Interstate 15		Cache MPO		WFRC
	Orange County		Dixie MPO		RTCSNV
	Riverside County		MAG		SANDAG
	San Bernardino County		SCAG		Northern Arizona COG
	San Diego County		Western Arizona COG		



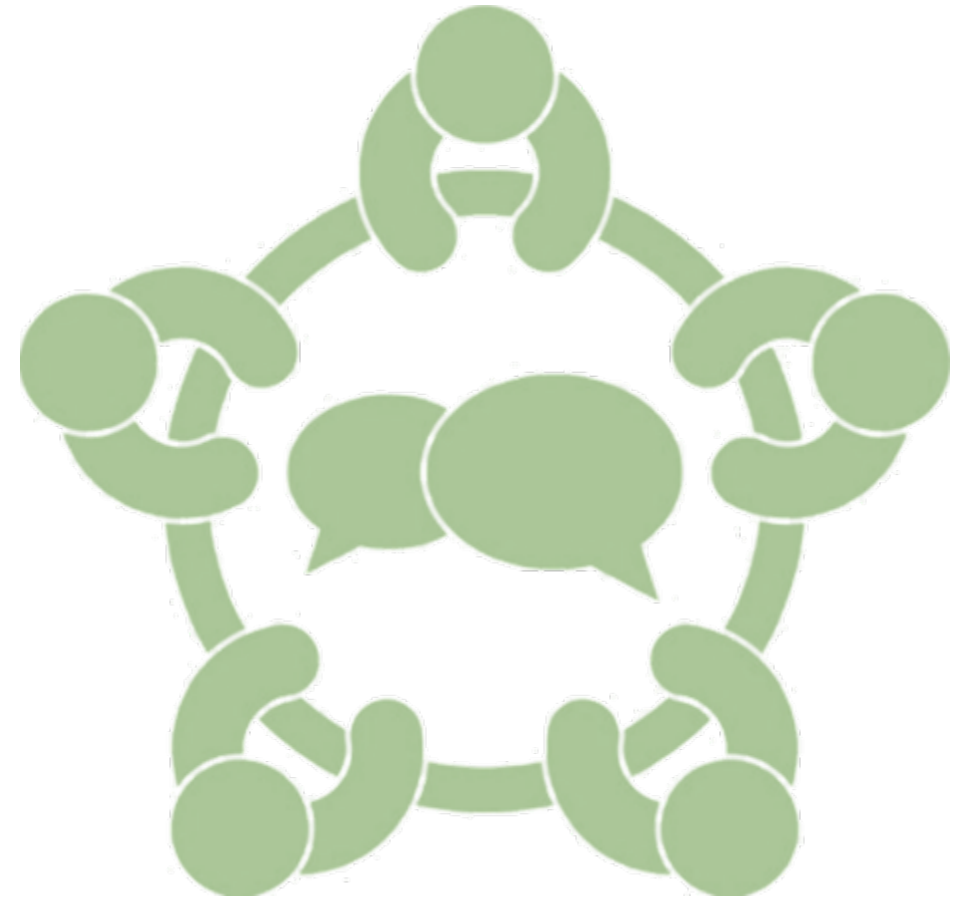
100 Miles



I-15 MOBILITY ALLIANCE FOCUS GROUPS/WORKSHOPS

Purpose: Gather agency and stakeholder input about needs and priorities

- ❖ High-Speed Rail & High-Capacity Transit (March '22)
- ❖ Major Infrastructure Projects (May '22)
- ❖ **Freight Mobility (August '22)**
- ❖ Alternative Fuels & Emerging Technologies (Fall '22)



IMMEDIATE PROJECTS OF INTERREGIONAL SIGNIFICANCE (IPIRS)

- ❖ Projects along I-15 or systemically connected to I-15
- ❖ Projects that have significant interregional benefits for moving people and moving goods on I-15
- ❖ Projects with:
 - Community support
 - Environmental clearance activities complete or underway
 - Substantial commitment of state and local funding



PERFORMANCE MEASURES ADOPTED IN 2017

❖ Reliability


- Goal: Maintain travel speeds of 40 mph (minimum) throughout the day

❖ Safety

- Goal: Maintain fatal crash rate per MVMT below 0.003

❖ Infrastructure Condition

- Goal: Eliminate bridges in poor condition along I-15



CURRENT STATE FREIGHT PLANNING

❖ California

- Working to complete Freight Plan update by mid-2023

❖ Nevada

- Interim Freight Plan recently approved by FHWA

❖ Arizona

- Planning to submit Freight Plan within the next month

❖ Utah

- Freight Plan currently under development



CURRENT REGIONAL FREIGHT PLANNING

❖ California

- SANDAG developing San Diego and Imperial Counties Sustainable Freight Implementation Strategy
- SANDAG developing Commercial Vehicle Travel Survey for travel demand model

❖ Nevada

- RTC Southern Nevada recently adopted freight plan

❖ Utah

- WFRC currently conducting a Freight and Local Delivery Study



REMARKS FROM THE PORT OF LONG BEACH

Joel Perler

Marketing Manager for
Economic Development for the
Port of Long Beach





Port of
LONG BEACH
THE PORT OF CHOICE

I-15 MOBILITY ALLIANCE FREIGHT WORKSHOP

Coastal Freight Innovations

Joel Perler
Manager, Economic Development

August 18, 2022

**PORT OF
LOS ANGELES**
Since 1907

**PORT OF
LONG BEACH**
Since 1911

**WBCT
PIER 100-131**

**TRAPAC
PIER 136-147**

**YTI
PIER 212-225**

**EVERPORT
PIER 226-236**

**FMS
PIER 300**

**APMT
PIER 400**

**SSA
PIER A**

**SSA
PIER C**

**LBCT
PIERS E-F**

**TTI
PIER T**

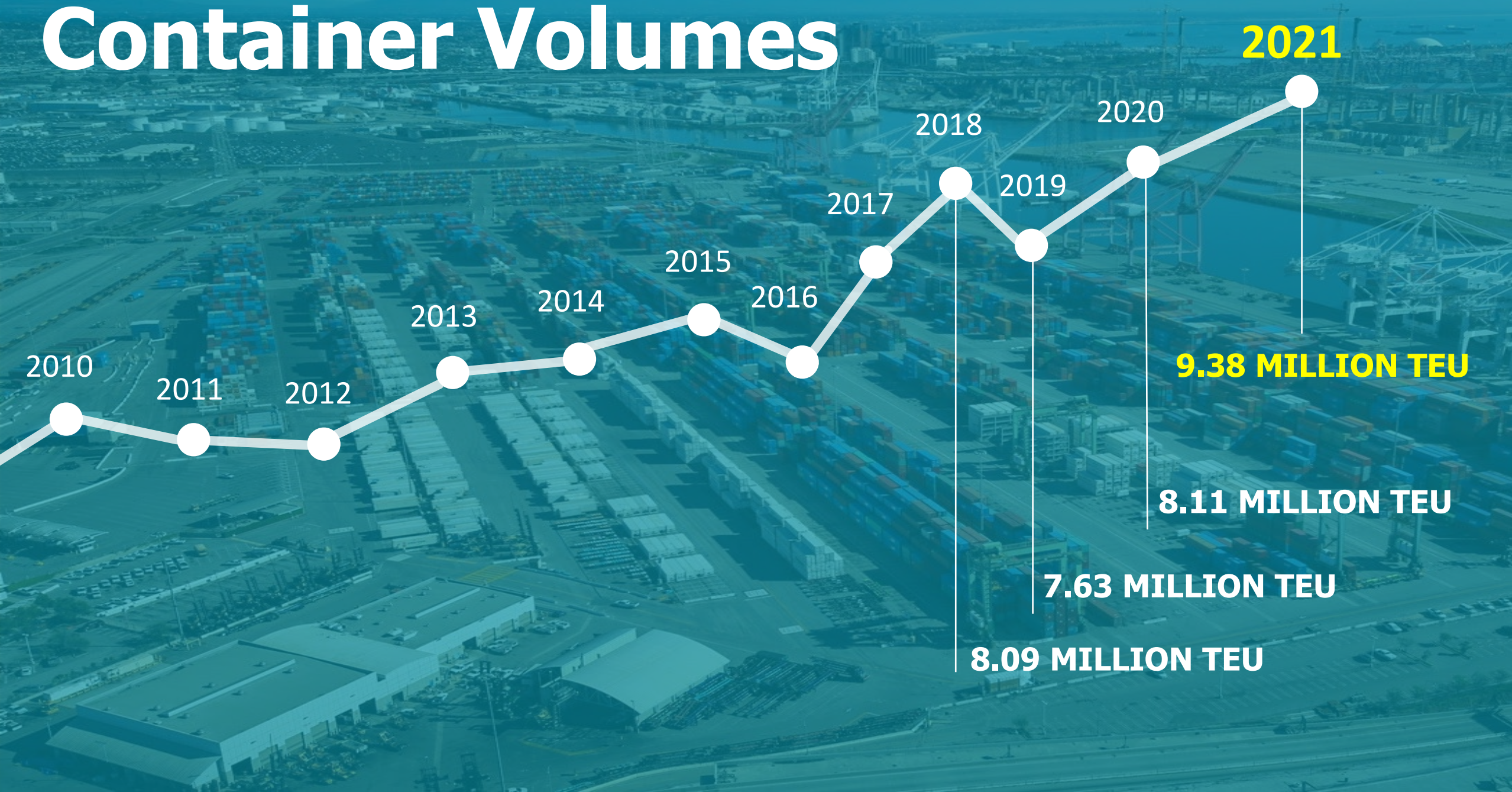
**ITS
PIER G**

**SSA PCT
PIER J**

SAN PEDRO BAY

*Port of
Long Beach*


Container Volumes



**Business**
Shipping

Ships Keep Coming, Pushing U.S. Port Logjam and Waits to Records

- Vessels anchored for more than two weeks to offload cargo
- Stuck supply chains pose economic headwinds, political risks





Less Than 1% of Inland Empire Warehouse Space Is Free

The pandemic and global supply chain disruptions have seriously accelerated demand for space

BY GREG CORNFIELD OCTOBER 12, 2021 12:30 PM

 REPRINTS



Chassis shortages

A close-up, low-angle shot of a truck chassis, showing the heavy-duty steel frame and cross-members. The metal is heavily rusted and shows signs of wear. In the background, the wheels and tires of the truck are visible, receding into the distance. A semi-transparent white rectangular box is overlaid on the upper portion of the image, containing the text "Chassis shortages" in a bold, blue, sans-serif font.



Driver Shortage



Source: ATA's Truck Driver Shortage Analysis 2017

NEW BRIDGE FOR A NEW ERA

\$1.5 BILLION DESMOND BRIDGE REPLACEMENT



LONG BEACH CONTAINER TERMINAL PIER E



RAIL EXPANSION & OPTIMIZATION

PIER B ON-DOCK RAIL SUPPORT FACILITY



STOR at Pier S

An aerial photograph of a large container yard at Pier S. The yard is filled with numerous rows of colorful shipping containers (red, blue, green, white) stacked in neat rows. In the background, a multi-level highway interchange is visible, along with a body of water and several large gantry cranes. The sky is clear and blue.

Footprint: 100 acres

Capacity: 1 million TEU / year

Pier T Terminal Begins Pilot Program for 24-Hour Cargo Pickup

TTI adds flexibility, overnight hours to reduce time containers spend at terminal

Sept. 21, 2021

Total Terminals International container terminal on Pier T in the Port of Long Beach is making it easier for trucks to access the facility during the overnight hours in a new pilot program to widen access and speed deliveries amid the ongoing cargo surge.

The pilot program at the Port's largest terminal focuses on the effort to reduce "dwell" – the amount of time cargo



Long Dwell Container Fee

October 2021 – Ports announced Long Dwell Container fee

- Aimed at inbound containers dwelling 9+ days on terminal
- Up to 50% of containers on terminal were considered high dwell
- Since the announcement, significant progress has been achieved



Supply Chain 

INFORMATION HIGHWAY



Port of **LONG BEACH**
THE PORT OF CHOICE

How will this help the Supply Chain?

- **Data is the most critical cog in the supply chain system.** Freeing access to data across multiple industries and consolidating it into a common format will reduce the cost of visibility and tracking.
- The data can be used by supply chain partners to **enhance their existing planning, scheduling, and optimizing systems.**
- The API will be simple enough to use that a small business partner with limited resources can reap the benefits of access.
- **POLB is offering this environment free of charge to authorized users.**

INFRASTRUCTURE

INVESTING IN PORTS AND WATERWAYS



Freight trains could help decongest the Port of Long Beach

📅 NOVEMBER 4, 2021 / [IN THE NEWS](#), [VIDEO](#)

With shipping delays worsening and cargo still piling up at Los Angeles County ports, officials are starting to use freight trains to ease the problem. The Port of Long Beach, the Utah Inland Port Authority and Union Pacific Railroad announced ...

[Read More](#)

POLB, UIPA and Union Pacific announce bold initiative

📅 NOVEMBER 3, 2021 / [IN THE NEWS](#)

The Port of Long Beach (POLB), the Utah Inland Port Authority (UIPA), and Union Pacific Railroad announced a bold initiative that brings rapid relief from existing port congestion by optimizing rail deliveries between California and Utah. In a joint statement, ...

[Read More](#)

ZE Cargo Handling Equipment by 2030



A white Kenworth truck is shown from a front-three-quarter view. The truck has a blue roof rack with the text "KENWORTH TOYOTA ZERO EMISSIONS" printed on it in white. The Kenworth logo is visible on the side of the roof rack. The truck is parked outdoors, and a portion of a person's arm is visible in the foreground on the left side.

KENWORTH TOYOTA
ZERO EMISSIONS

ZE Trucks by 2035



Port of
LONG BEACH
THE PORT OF CHOICE

THANK YOU

REMARKS FROM THE UTAH INLAND PORT AUTHORITY

Jack Hedge

President of the Utah
Inland Port Authority



REMARKS FROM UNION PACIFIC RAILROAD (UPRR)

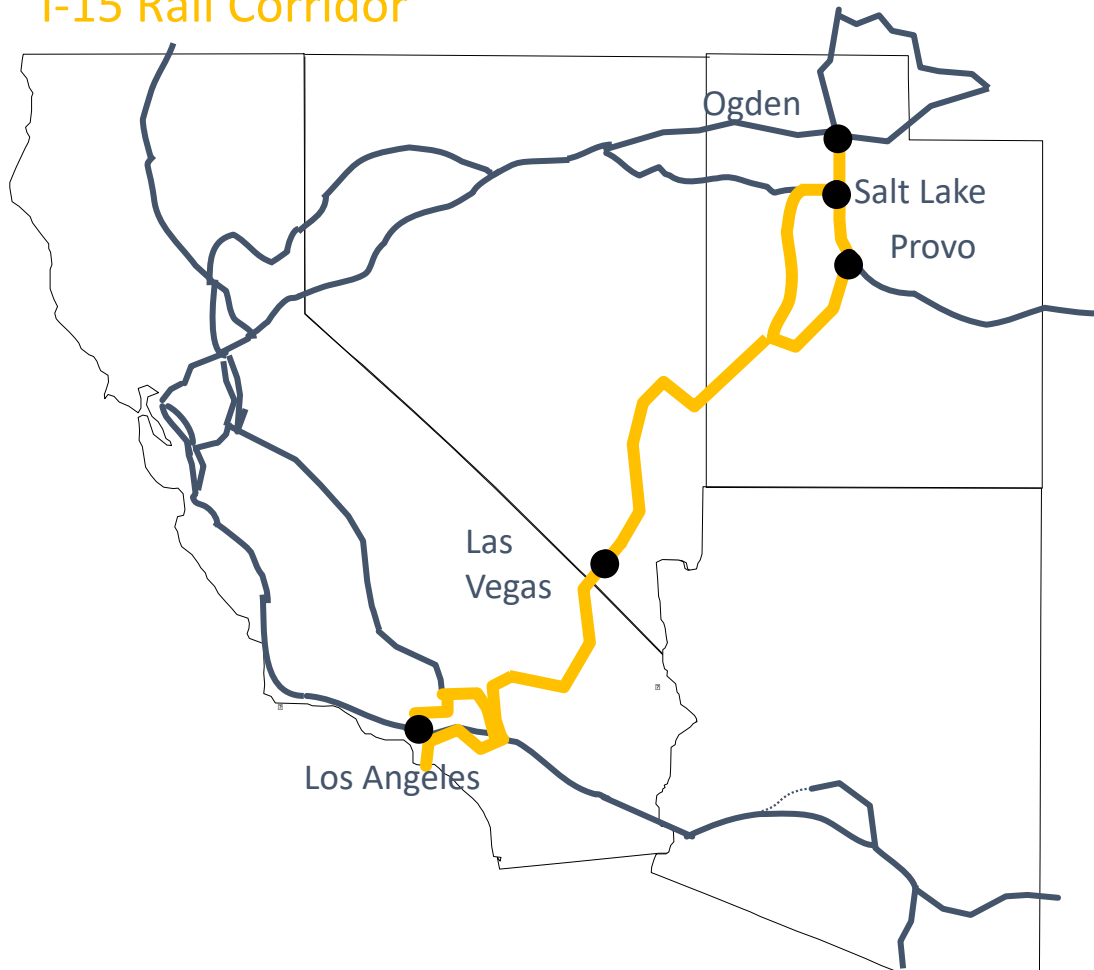
Jon Panzer

Senior Vice President of
Intermodal Excellence, Union
Pacific Railroad



Union Pacific Railroad in the I-15 Corridor

I-15 Rail Corridor

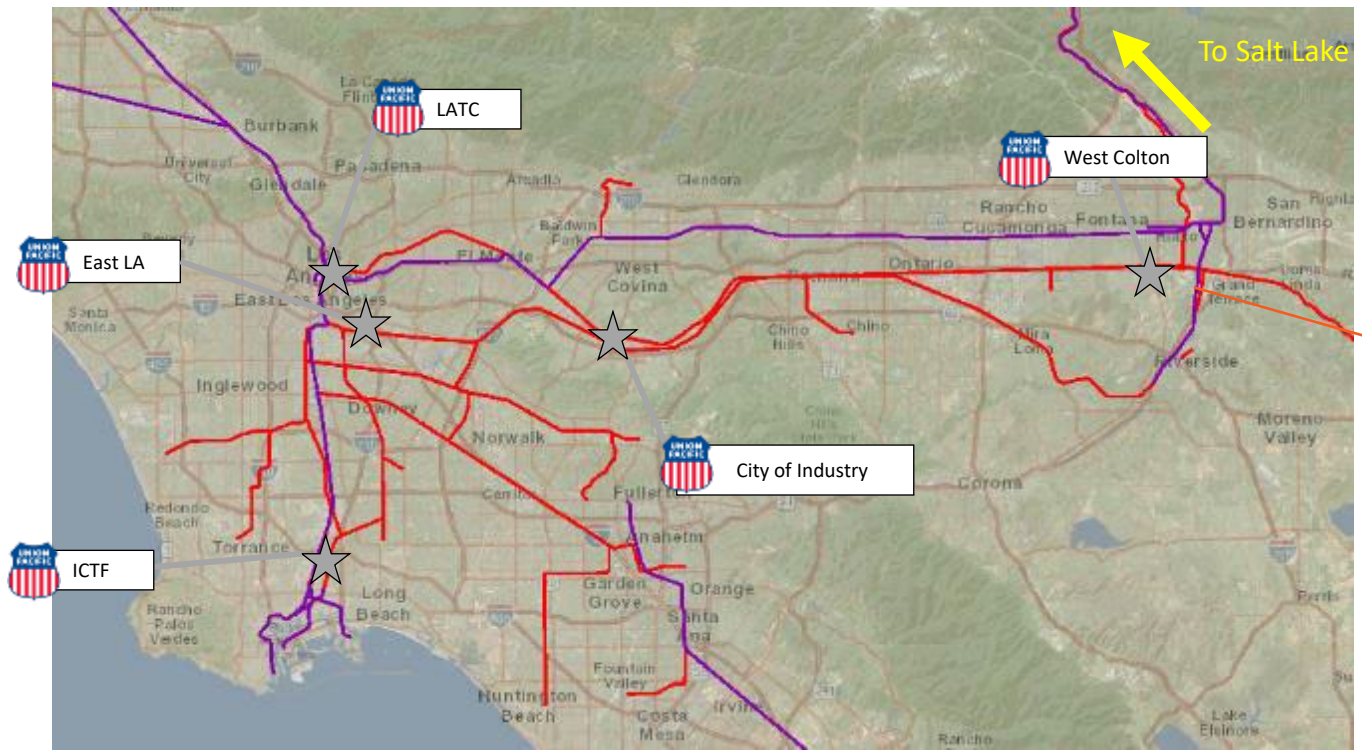


- Union Pacific directly connects major cities in the corridor
- Advantageous route structure
- Diversified mix of goods:
 - Intermodal
 - Mixed Freight
 - Bulk
- Investing for future growth and productivity



Intermodal Opportunities

Union Pacific's Southern California Intermodal Ramps



Salt Lake City Intermodal Ramp



Parallel Systems



REMARKS FROM WALMART

Nicholas Trujillo

Walmart Transportation Safety
Manager, Walmart



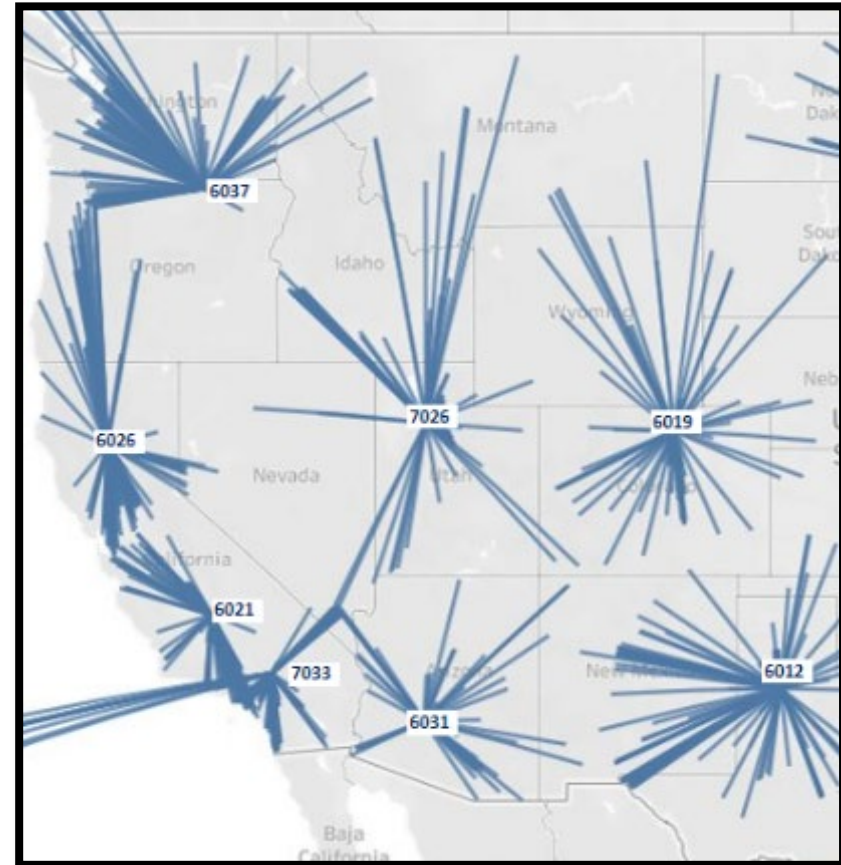
I-15 Mobility Alliance Workshop

Nicholas Trujillo

Transportation Safety Manager
7826 Grantsville, UT

Freight Logistics

- Walmart – Private fleet
- Supply Chain Demand
- Safety Topics
- Opportunities



Walmart Private Fleet

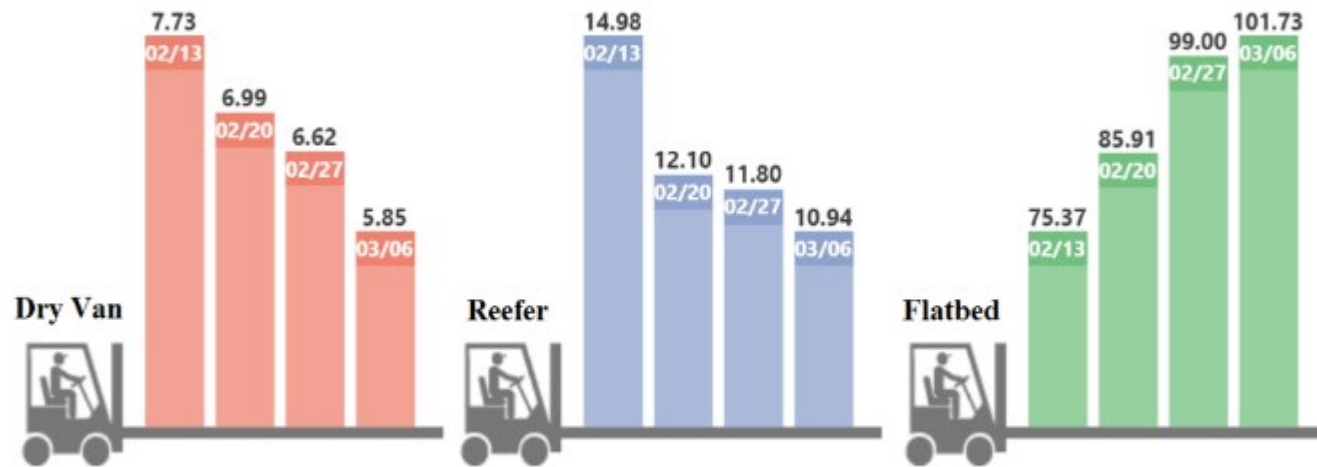
- 2022 National Safest Private Fleet (18 of the last 22 Years)
- 12,635 Professional Drivers
- 2021 Great West Safety Award 1st place for outstanding achievement in highway safety by a private carrier with less than 37.7 million miles, given in cooperation with the American Trucking Association. This is the sixth year in a row that Walmart has been recognized as the safest private carrier in Utah.
- 2022 Utah State Truck Driving Champions
- ~15,000,000 miles driven on I-15 in 2021
- 450 Billion lbs of Freight



Supply Chain Demand

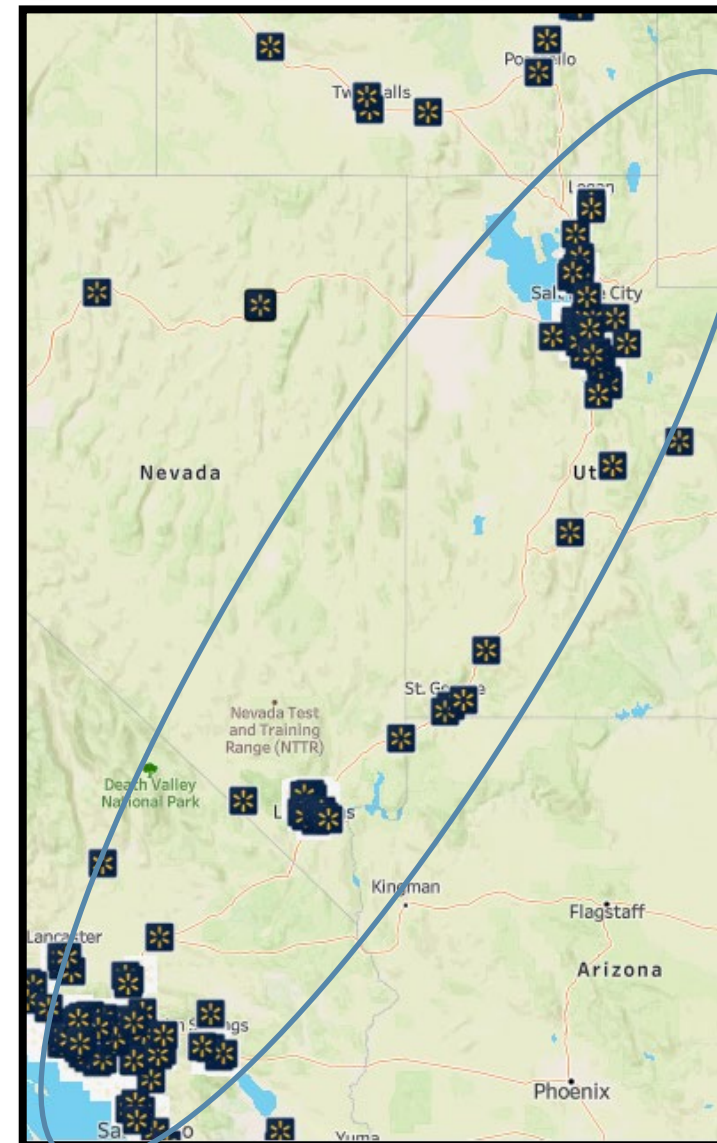
DAT Freight & Analytics

National Load-to-Truck Ratio



The Morgan Stanley Dry Van Freight Index is another measure of relative supply. The higher the index, the tighter the market conditions. According to the index, conditions followed a similar trend to what was seen in DAT and Freightwaves SONAR data, easing into March after seeing a downward trend throughout February. Although their straight-line forecast is hard to trust, the consistency seen year-over-year of the seasonality throughout the year is highly informative about what directional trends to expect on a go-forward basis. Looking forward, normal seasonality would indicate a continuation of the easing conditions before seeing demand pick back up in March. However, recent trends with fuel indicate that we could see a deviation from normal seasonal trends to the downside as we get into the typically more active periods in spring and summer.

<https://www.arrivelogistics.com/market-updates/march-2022/>



Safety Topics

- Construction Projects
- Variable Speed Limits
- Distractions
- Fatigue
- Driver Training
- Driver hiring and retention
- Dash Camera
- Citations and Roadside Inspections
- Weather
- Holiday Travel



I-15, Near Cedar City, Ut

Opportunities

- Partnership with stake holders:
 - Private Fleet involvement in policy change
 - Understanding of national supply chain needs
 - Importance of roadways to aid in national crisis
 - Industry standards on Speed Limits, Construction requirements



THANK YOU!

FREIGHT ROUNDTABLE DISCUSSION

Featuring our distinguished panelists and
State Trucking Association Representatives



Paul Enos



Tony Bradley



Terry Smith & Rick Clasby



THANK YOU



I-15 MOBILITY ALLIANCE

CONTACTS



Kelly Eagan

California Department of Transportation



916-639-6373



Kelly.Eagan@dot.ca.gov



Kevin Verre

Nevada Department of Transportation



775-888-7712



KVerre@dot.nv.gov



Andrea Olson

Utah Department of Transportation



801-965-4000



AndreaOlson@utah.gov



Jason James

Arizona Department of Transportation



602-712-6166



JJames6@azdot.gov



<http://www.i15alliance.org/>